

TWIN ULTRASTREAM REPLACEMENT INSTRUCTIONS

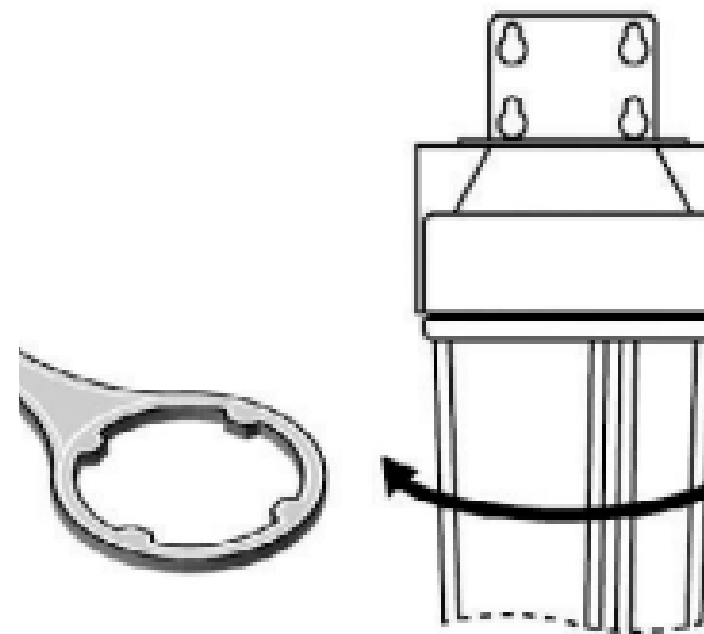
1 SHUT OFF WATER

Turn off the blue tap so that it is 90 degrees to the tube and have a bucket ready for step 2 for any excess water



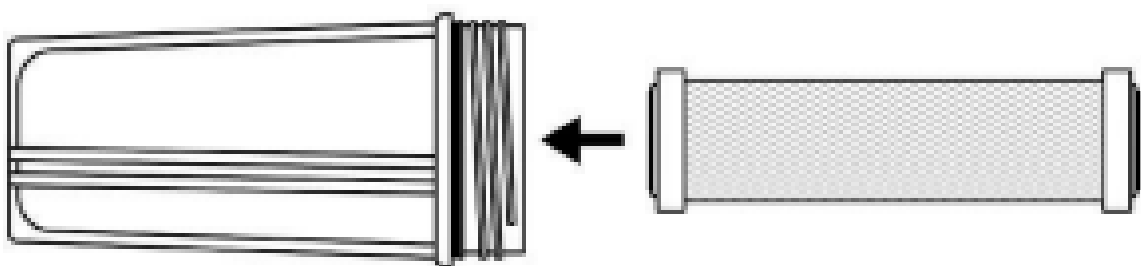
2 UNSCREW CARTRIDGE

Unscrew filter 1 housing by turning to the left, discard used filter cartridge



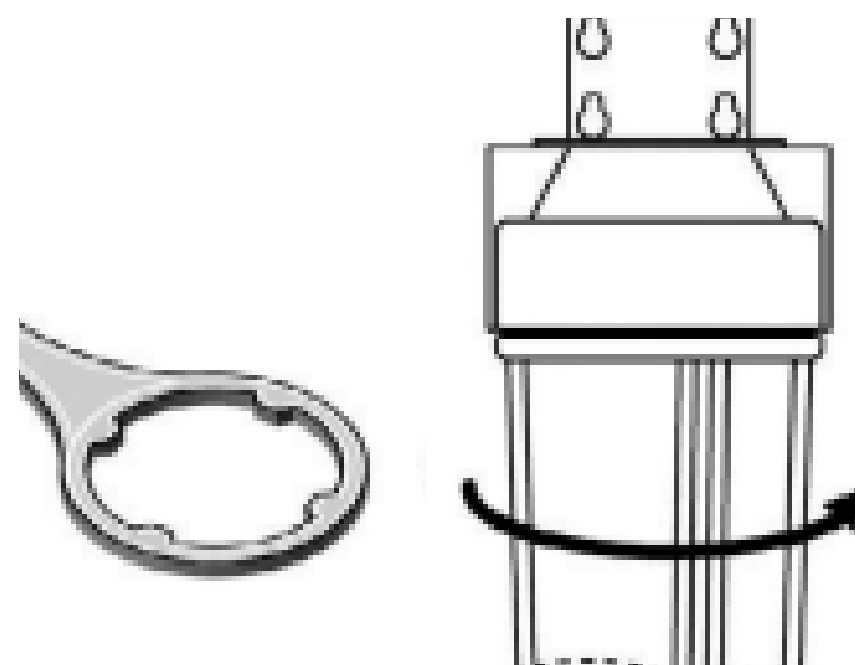
3 INSTALL FILTER

Remove plastic wrapping from new filter cartridge, and place filter 1 with arrows on filter facing up into cartridge



4 TIGHTEN CARTRIDGE

Screw filter housing onto unit and tighten it using handle by turning to the right, repeat procedure with filter 2



5 FLUSH FILTER

Turn blue tap back in line with the hose, and allow water to run through system for 5- 10 minutes and until it runs clear